



# Hydrofera Blue. The healing circle is complete.

From onset to outcome, the Hydrofera Blue suite of wound dressings powerfully treats a variety of chronic or non-healing wounds.

Restore the body's natural balance with *blue.*



Hydrofera Blue

- CLASSIC®
- READY®
- READY®-Transfer
- READY-Border™

Hydrofera**BLUE**  
■■■■

## A Suite of Powerful Products

Hydrofera Blue® provides wound care professionals with a suite of multifaceted, intuitive, and cost-effective products for a range of wound care needs.

With the same antibacterial and non-cytotoxic properties of its flagship CLASSIC product, Hydrofera Blue dressings are effective in all phases of the wound healing process.

### Faster Healing. Less Cost.

In a retrospective study examining wound treatment data of more than 30,000 patients over a two-year period, Hydrofera Blue dressings combined with an Advanced Wound Management Program showed faster healing times and lower treatment costs.<sup>1</sup>

Compared<sup>1</sup> with other commonly used dressings on patients who were not on an advanced wound management program, Hydrofera Blue delivered over a 50% reduction in healing time and a 75% reduction in nursing labor cost.

*Now that's powerful wound care.*



Restore the body's natural balance with *blue.*

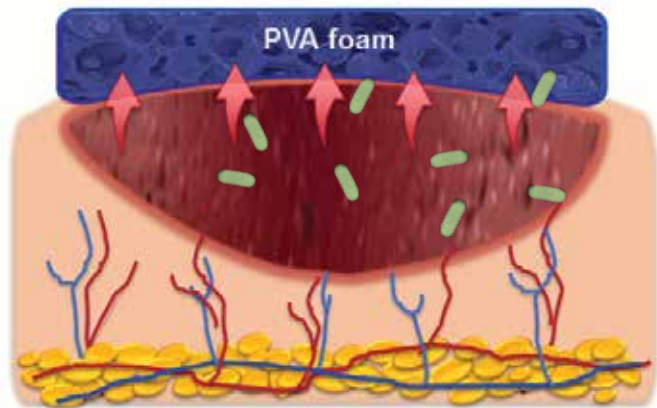
Hydrofera**BLUE**  
■■■■

# Hydrofera Blue CLASSIC®

Polyvinyl Alcohol (PVA) Foam Dressings

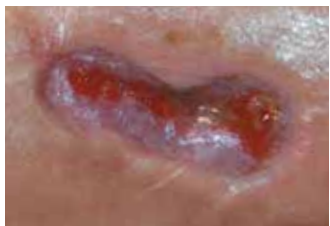
## Powerful Wicking

- Wicks bacteria laden exudate into the foam and away from the wound surface with natural negative pressure through capillary flow.



## Edge Effect

- Multiple authors have noted resolution of rolled or epiboled wound edges with use of Hydrofera Blue CLASSIC dressings.<sup>2-5</sup>



Granulating wound bed with epithelial cells on the edge

## Debridement

- Example of devitalized tissue removed at dressing change.



## The Safe, Non-Cytotoxic Choice

- Ideal for clinicians looking for an alternative to silver dressings
- Less expensive than many silver foam dressings<sup>5</sup>
- Compatible with Hyperbaric Oxygen Therapy (HBOT)
- Compatible with growth factors and enzymatic debriders



Hydrate  
before use

## Wound characteristics

- Deep, tunneling or shallow
- With or without devitalized tissue/slough and debris
- Moderate to heavy exudate
- Infected or at risk of infection
- Acute or Chronic Wounds

## Clinical benefits

- Continuous wicking, highly absorptive
- Safe, autolytic debridement
- Manages bioburden
- Safe, Non-cytotoxic
- Does not inhibit growth factors
- High tensile strength

# Hydrofera Blue READY®

Polyurethane (PU) Foam Dressings

Maintains a moist wound environment without the need for hydration and has a wear time of up to seven days, requiring fewer dressing changes.




No hydration required

## Wound characteristics

- Shallow wounds
- Moderate to heavy exudate
- Acute or Chronic Wounds

## Clinical benefits

- Manages bioburden
- Safe, Non-cytotoxic
- Kills bacteria in the dressing
- Up to 7-day wear time



## Broad-spectrum antibacterial protection

- Provided by two organic pigments, methylene blue and gentian violet
- Non-cytotoxic

## Absorption


- Absorbs and retains bacteria-laden exudate

## Waterproof film backing

# Hydrofera Blue READY-Border®

Polyurethane (PU) Foam Dressings

Provides a perfect solution for secure wound protection and atraumatic dressing removal.



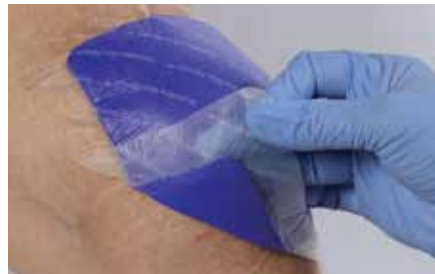
No hydration required

## Perforated Silicone Adhesive Border

- Non-cytotoxic antibacterial protection
- Does not inhibit fibroblasts or growth factors
- Gentle silicone adhesive for atraumatic dressing changes



Secure fit for difficult-to-dress areas and mobility



Atraumatic removal

## Wound characteristics

- Shallow wounds
- Moderate to heavy exudate
- Acute or Chronic Wounds

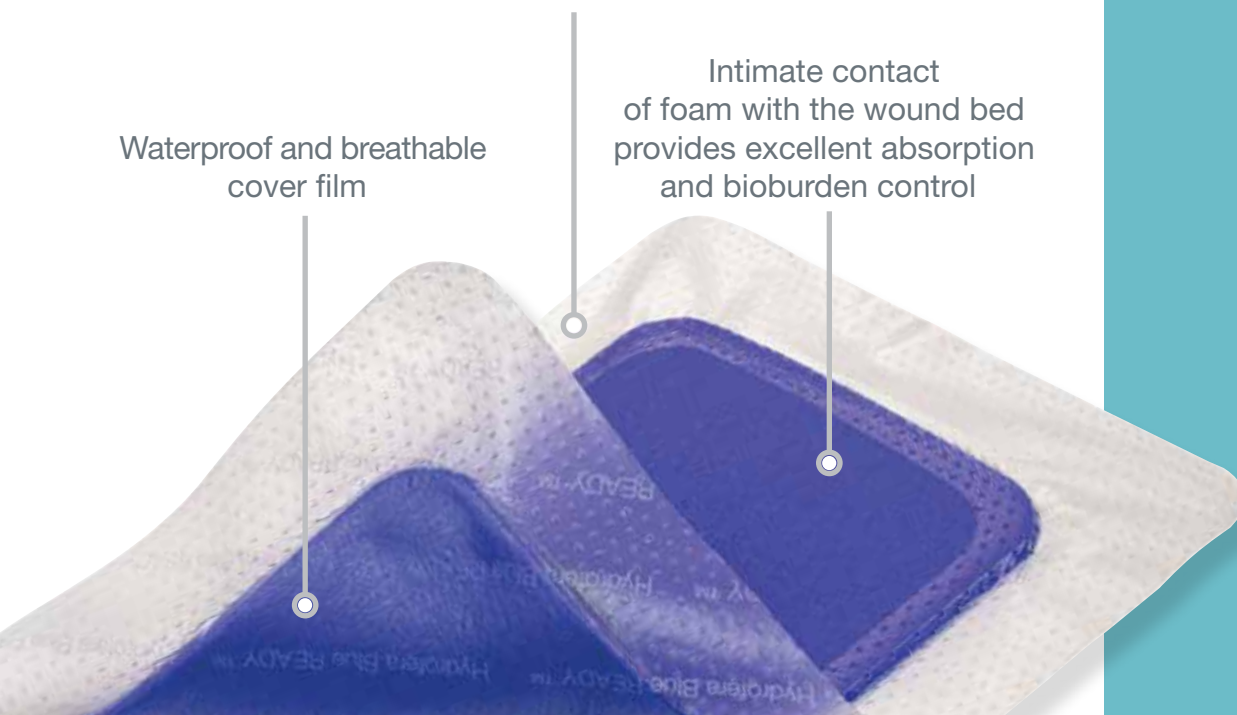
## Clinical benefits

- Non-cytotoxic antibacterial protection
- Gentle silicone adhesive for atraumatic dressing changes
- Does not inhibit fibroblasts or growth factors<sup>2</sup>
- Kills bacteria in the dressing
- Up to 7-day wear time

Secure hold, yet gentle removal

Waterproof and breathable cover film

Intimate contact of foam with the wound bed provides excellent absorption and bioburden control



# Hydrofera Blue Transfer™

Polyurethane (PU) Foam Dressings

Tackles wounds with higher exudate, managing absorption of the secretions while maintaining a moist wound bed.



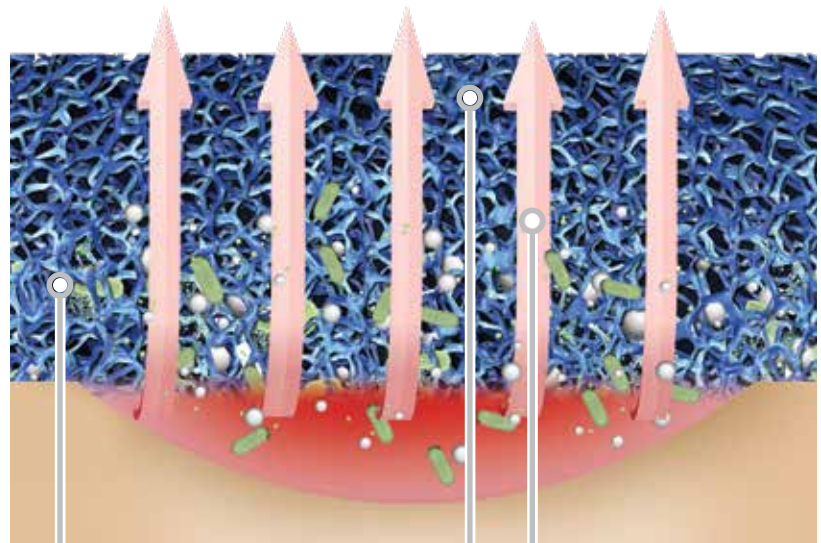
No hydration required

## Wound characteristics

- Shallow wounds
- Moderate to heavy exudate
- Acute or Chronic Wounds

## Clinical benefits

- Manages bioburden
- Safe, Non-cytotoxic
- Kills bacteria in the dressing
- Up to 7-day wear time



**Broad-spectrum antibacterial protection**

**Absorption**  
No film backing increases exudate management options


Exudate is transferred into secondary absorbent dressing



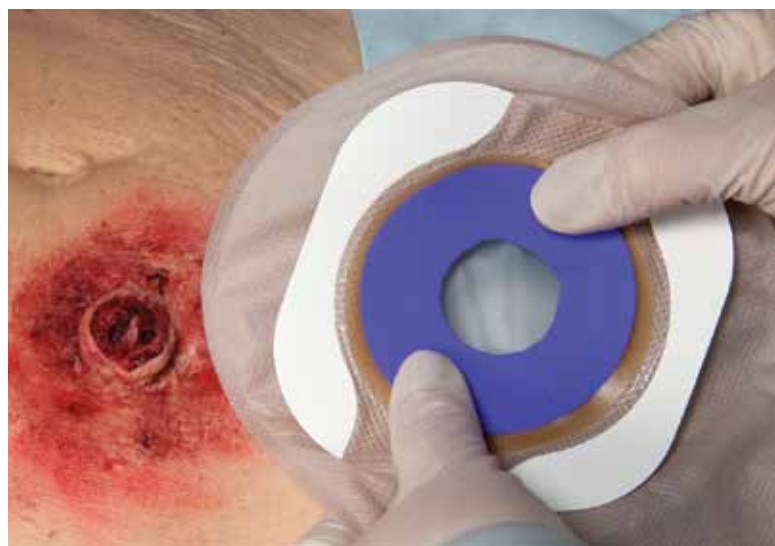
To apply, place READY-Transfer over the entire wound.  
Apply absorptive cover dressing.  
Can be used with compression wrap and total contact cast.

# Hydrofera Blue Specialty Dressings

Hydrofera CLASSIC offers specialty dressings for ostomy appliances and for tunneling applications, where the need to manage bioburden is always a priority.



Ostomy Dressing



No hydration required

## Ostomy Dressing characteristics

- A unique antibacterial wound dressing that can be used under Ostomy barriers
- Manages bioburden, which helps the body's own immune system restore bacterial balance
- Broad spectrum activity against a wide variety of bacteria and yeast commonly found in wounds

Tunnel Dressing



Hydrate before use

## Tunnel Dressing characteristics

- A unique antibacterial wound dressing that can be used for Sinus Tracks and Tunnels.
- Wicks bacteria-laden exudate, slough and debris out of the wound
- High tensile strength, easy one-piece removal

### Hydrofera Blue **CLASSIC**<sup>®</sup>



Product No	Product Size	Quantity/Box	HCPCS*
<b>Standard Dressings</b>			
HB2214	2" x 2" (5 cm x 5 cm)	10	A6209
HB4414	4" x 4" (10.2 cm x 10.2 cm)	10	A6209
HB4514	4" x 5" (10.2 cm x 12.7 cm)	10	A6210
HB6614	6" x 6" (15.2 cm x 15.2 cm)	10	A6210
HBT0906	9-mm Tunneling Dressing (1.2 g)	10 pair	A6215



#### Heavy Drainage Dressings

HBHD4450	4" x 4" x 0.5" thick (10.2 cm x 10.2 cm x 1.2 cm)	5	A6209
HBHD6675	6" x 6" x 0.75" thick (15.2 cm x 15.2 cm x 1.9 cm)	5	A6210



#### Ostomy Dressing


HBRF2650	2.5" (6.4 cm) Diameter Ostomy Dressing	10	A6209
----------	--	----	-------

### Hydrofera Blue **ComfortCel**<sup>®</sup>



HBCC4550	4" x 5" x 0.5" (10.2 cm x 12.7 cm x 1.3 cm)	5	A6210
HBCC6675	6" x 6" x 0.75" (15.2 cm x 15.2 cm x 1.9 cm)	5	A6210

### Hydrofera Blue **READY**<sup>®</sup>



HBR52520	2.5" x 2.5" (6.4 cm x 6.4 cm)	10	A6209
HBR54520	4" x 5" (10.2 cm x 12.7 cm)	10	A6210
HBR58820	8" x 8" (20.3 cm x 20.3 cm)	10	A6211

### Hydrofera Blue **Transfer**<sup>™</sup>



HBRT2525	2.5" x 2.5" (6.4 cm x 6.4 cm)	10	A6209
HBRT4050	4" x 5" (10.2 cm x 12.7 cm)	10	A6210
HBRT8080	8" x 8" (20.3 cm x 20.3 cm)	10	A6211

### Hydrofera Blue **READY- Border**<sup>®</sup>



HBRB4040	4" x 4" (10.2 cm x 10.2 cm)	10	A6212
HBRB5959	5.9" x 5.9" (15 cm x 15 cm)	10	A6212
HBRB6080	6" x 8" (15 cm X 20.3 cm)	10	A6213

REIMBURSEMENT DISCLAIMER: \*The Centers for Medicare & Medicaid Services (CMS) uses Palmetto GBA as the Pricing, Data Analysis, and Coding (PDAC) Contractor. The PDAC Contractor maintains the Product Classification List, located at [https://www4.palmettogba.com/pdac\\_dmecs/](https://www4.palmettogba.com/pdac_dmecs/). The Product Classification List is a searchable database containing products that have received HCPCS coding verification from PDAC and their corresponding HCPCS codes. BSN Medical Inc., however, makes no representations as to the accuracy of the information contained within the PDAC database, nor any representations as to whether its products are reimbursable under any government sponsored healthcare program and/or private-insurance program. It is the provider's sole responsibility, in consultation with the insurer, if necessary, to determine medical necessity, ensure coverage criteria is met, and submit appropriate codes, modifiers, and charges for services rendered. December 2022.

Caution: Federal (USA) law restricts this device to sale by or on the order of a physician (or properly licensed practitioner). Prior to the use of this device be sure to read the complete information on how to use this device, including Warnings, Cautions and Instructions for Use and all other package inserts supplied with the product.

- Hurd T. Improving the quality of chronic wound care using an advanced wound management program and Gentian Violet / Methylene Blue-Impregnated Antibacterial Dressings: A Retrospective Study, Surgical Technology International, Volume 35, Sept 2019.
- Edwards K. New twist on an old favorite: gentian violet and methylene blue antibacterial foam dressings. Adv Wound Care (New Rochelle). 2016; Jan 15(1):11-18.
- Swan H, Trovella VJ. Case study review: use of an absorbent bacteriostatic dressing for multiple indications. Poster presented at Clinical Symposium on Advances in Skin and Wound Care; September 9-11, 2011; Washington, DC.
- Weir D, Blakely M. Case review of the clinical use of an antimicrobial PVA foam dressing. Poster presented at Symposium on Advances in Skin and Wound Care; April 18-21, 2012; Atlanta, GA.
- Conwell P, Mikulski L, Tramontozzi M. A comparison of two antimicrobial PVA foam dressings: a randomized prospective trial comparing PVA foam with two organic pigments to a silver wound dressing. Poster presented at Symposium on Advanced Wound Care, May 2-5, 2004; Lake Buena Vista, Fla.

For product questions and samples, please call  
Customer Service at 1-860-337-7730.

Hydrofera Dressings manufactured by:  
Hydrofera, LLC, 340 Progress Drive  
Manchester, CT 06042, USA  
[www.hydrofera.com](http://www.hydrofera.com)

Hydrofera, Hydrofera Blue, Hydrofera Blue READY, Hydrofera Blue READY- Border and Hydrofera Blue ComfortCel are registered trademarks of Hydrofera, LLC. ©2024

64751 R1 A24

MADE IN USA

**Hydrofera**<sup>®</sup>