


3M Science.
Applied to Life.™

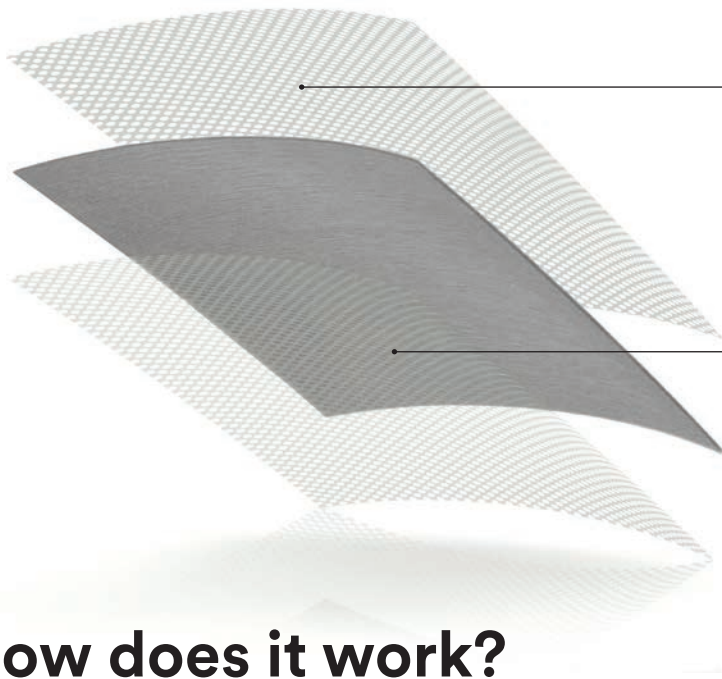
3M™ Silvercel™ Non-Adherent Antimicrobial Alginate Dressing

Incorporates 3M™ Easylift™ Precision
Film Technology



What is it?

3M™ Silvercel™ Non-adherent Antimicrobial Alginate Dressing is a non-woven pad composed of alginate, carboxymethylcellulose (CMC) and silver coated nylon fibers, with a non-adherent wound contact layer.



3M™ Easylift™ Precision Film Technology – Laminated non-adherent wound contact layer

Non-woven pad composed of:

- Alginate
- CMC
- Silver coated nylon fibers

How does it work?

Non-adherence — Easylift Technology is designed to allow for:

- Easy and pain free removal¹
- Intact removal, minimizing the risk of dressing adherence to the wound bed and fibers shedding^{1,2}
- Effective protection of the newly formed tissue³
- Exudate absorption while ensuring non-adherence to the wound³



85%

less adherent than Aquacel® Ag Extra¹⁰

40.3%

Over 40% of patients consider pain at dressing change to be the worst part of living with a wound⁴

Why is a non-adherent dressing important?

Adherence of the dressing to the wound has been identified as the most important factor contributing to pain at dressing change.⁵

In addition to pain, dressing adherence may cause damage to the wound bed and have a detrimental effect on the healing process.³

Antimicrobial action

3M™ Silvercel™ Non-adherent Antimicrobial Alginate Dressing:

- Provides a sustained release of silver ions *in vitro* for up to 7 days⁶
- Is effective against a broad spectrum of wound pathogens, thus reducing wound malodor³
- Facilitates effective antimicrobial barrier protection for up to the entire wear time, depending on exudate levels³



Effective protection against wound pathogens³

Absorbency

3M™ Silvercel™ Non-Adherent Antimicrobial Alginate Dressing:

- Is able to deal with moderate to heavily exuding wounds⁷
- Allows for effective exudate management⁸
- Helps maintain a moist wound environment beneficial to wound healing⁸



29% more absorbent *in vitro* than Aquacel® Ag⁶

Case study

Venous leg ulcers in a 90 year old patient treated with 3M™ Silvercel™ Non-Adherent Antimicrobial Alginate Dressing and compression bandaging for four weeks.⁷

Baseline



- Heavily colonized wound
- Localized erythema
- Pain
- Exudate

After 4 weeks



- Reduced exudate levels, erythema distribution and ulcer size
- No pain at dressing change
- No signs of infection

When to use it

Silvercel Non-Adherent Dressing is an effective barrier to bacterial penetration. The barrier functions of the dressing may help reduce infection in moderate to heavily exuding partial and full-thickness wounds including:

- Pressure ulcers
- Venous ulcers
- Diabetic ulcers
- Donor sites
- Traumatic wounds
- Surgical wounds

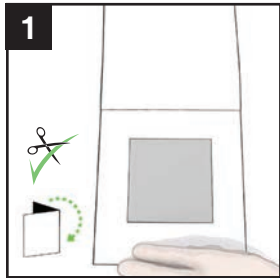
Silvercel Non-Adherent Dressing may be covered and/or secured with a non-occlusive secondary dressing.

Silvercel Non-Adherent Dressing may also be an effective treatment option in 1st and 2nd degree burns.⁹

Please refer to the full instructions for use in the packaging insert.

User guide

Prepare wound according to your standard wound care protocol. Debride when necessary and remove excess solution as necessary. Select a size that is slightly larger than the wound.



Dressing preparation

1. Cut (using clean scissors) 3M™ Silvercel™ Non-Adherent Antimicrobial Alginate Dressing or fold the dressing to fit the wound.
2. Ensure Silvercel Non-Adherent Dressing does not overlap the wound margins.



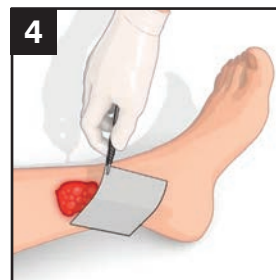
Secondary dressing application

Cover Silvercel Non-Adherent Dressing with a secondary dressing such as 3M™ Tegaderm™ Silicone Foam Dressings. Choose the secondary dressing based on the level of exudate. Apply any secondary cover or retention/compression bandage.



Dressing application

1. Gently apply Silvercel Non-Adherent Dressing to the wound.
2. Loosely pack deep wounds. For heavily exuding wounds, apply directly to the wound bed. For wounds with minimal exudate, apply saline to moistened wound bed.



Dressing change and removal

Gently remove the dressing from the wound bed and discard per facility protocol. If the wound appears dry, saturate the dressing with sterile saline solution prior to removal. Dressing change frequency will depend on wound condition and the level of exudate. Reapply Silvercel Non-Adherent Dressing when the secondary dressing has reached its absorbent capacity or according to good wound care practice.

Ordering information

Item code	Size	Each carton/box	HCPCS code
900112	1" x 12"	5 ea/ct – 5 ct/box	A6199
900202	2" x 2"	10 ea/ct – 5 ct/box	A6196
900404	4 1/4" x 4 1/4"	10 ea/ct – 5 ct/box	A6197
900408	4" x 8"	5 ea/ct – 5 ct/box	A6197

Contact your local 3M Account Representative, call the 3M Health Care Helpline at **1-800-228-3957**, or visit **3M.com/Medical** for more information.

References

1. Clark, R. et al. Simulated in use tests to evaluate a Non-Adherent Antimicrobial silver alginate dressing. Poster presented at: CAWC; October 29- November 1, 2009; Quebec City, Canada. 2. Snyder, R. et al., Non-Adherent Properties of a New Antimicrobial Dressing Demonstrated by Clinical Evaluations Poster presented at: Wounds UK Annual Conference; November 15-17, 2010; Harrogate, UK. 3. Clark, R. and Bradbury, S. SILVERCEL™ NON ADHERENT Made Easy. Wounds International Vol. 1(5) 2010. 4. Price, P. et al. Dressing-related pain in patients with chronic wounds: an international patient perspective. IWJ 2008, Vol. 5(2): 159–171. 5. Moffatt, C.J. et al. Understanding wound pain and trauma: an international perspective. In: European Wound Management Association (EWMA). Position Document: Pain at Wound Dressing Changes. 2002. 6. Clark R, Stephens SA, Del Bono M, Abioye O, Bayliff S. The evaluation of absorbent silver containing dressings in vitro. Poster presented at: Wounds UK International Conference; November 10-12, 2009; Harrogate, UK. 7. International case series: Using SILVERCEL Non-Adherent: Case Studies. London: Wounds International, 2012. 8. Gray, D. SILVERCEL™ Non Adherent dressing: taking the pain out of antimicrobial use. Wounds UK 2009, Vol 5(4). 9. Edwards, J. Use of SILVERCEL™ Non-Adherent dressings on burn wounds: a case series. Wounds UK 2013, Vol 9(3): 85-88. 10. Parker D, et al. An assessment of antimicrobial dressings, which incorporate one-piece removal technologies. Poster presented at EWMA; May 3-5, 2017; Amsterdam, Netherlands.



3M Company

2510 Conway Ave
St. Paul, MN 55144 USA

Phone 1-800-275-4524 (NPWT products)
1-800-228-3957
Web 3M.com/medical

Note: Specific indications, contraindications, warnings, precautions and safety information exist for these products and therapies. Please consult a clinician and product instructions for use prior to application. Rx only.

© 2022 3M. All rights reserved. 3M and the other marks shown are marks and/or registered marks. Unauthorized use prohibited. Used under license in Canada. US_70-2013-1386-6